

# Contraction Bingo

## Directions

1. Remind your child that a contraction is one word formed from two words. When putting together the two words, some letters are left out and replaced with an apostrophe ('). Examples of contractions include he is/**he's**, is not/**isn't**.
2. Cut out the word cards, shuffle, and place face down in a stack.
3. Cut out counters and place in the center of your playing area. You can use the provided counters or anything small (for example, buttons, pennies, beans, rolled up small piece of paper from junk mail).
4. Provide your child and yourself with a Contraction Bingo board.
5. Take turns. Take the top card from the stack, read the two words, and look on your board to see if it has the contraction for those two words. If your board has the contraction, cover it with a counter and place the card at the bottom of the stack.
6. The game is over when one card is covered with counters and the person says, "Contraction Bingo!"
7. Ask your child to select a contraction and use it in a sentence.

## Key


Contractions		
I am = I'm	have not = haven't	here is = here's
you are = you're	who is = who's	were not = weren't
he is = he's	who will = who'll	that is = that's
I would = I'd	should not = shouldn't	I will = I'll
they have = they've	what is = what's	has not = hasn't
she will = she'll	she is = she's	there is = there's
can not = can't	you would = you'd	are not = aren't
do not = don't	we have = we've	will not = won't
let us = let's	they will = they'll	I have = I've
we are = we're	could not = couldn't	is not = isn't
did not = didn't	they are = they're	

## CONTRACTION BINGO BOARD







<b>I'm</b>	<b>you're</b>	<b>he's</b>	<b>I'd</b>
<b>they've</b>	<b>she'll</b>	<b>can't</b>	<b>don't</b>
<b>let's</b>	<b>we're</b>	<b>didn't</b>	<b>haven't</b>
<b>who's</b>	<b>who'll</b>	<b>shouldn't</b>	<b>what's</b>

## CONTRACTION BINGO BOARD

<b>she's</b>	<b>you'd</b>	<b>we've</b>	<b>they'll</b>
<b>couldn't</b>	<b>isn't</b>	<b>they're</b>	<b>here's</b>
<b>weren't</b>	<b>that's</b>	<b>I'll</b>	<b>hasn't</b>
<b>there's</b>	<b>aren't</b>	<b>won't</b>	<b>I've</b>



counters



**counters**



**I am**

**you are**

**he is**

**I would**

**they have**

**she will**

**can not**

**do not**



**let us**

**we are**

**did not**

**have not**

**who is**

**who will**

**should not**

**what is**



**she is**

**you would**

**we have**

**they will**

**could not**

**they are**

**here is**

**were not**





**that is**

**I will**

**has not**

**there is**

**are not**

**will not**

**I have**

**is not**