

Map a Word

Directions

1. Provide your child with the activity sheet.

2. Ask your child to:

- Name the picture.



- Spell the word by writing one letter-sound or letter-sound combination in a box. Each box represents one sound. Help your child say each sound in the word, if needed.



1.			
----	--	--	--

- Discuss the meaning of any unknown words.

Key




1.	sh	ee	p
----	----	----	---



2.	l	igh	t
----	---	-----	---



3.	sh	e	ll
----	----	---	----



4.	s	p	i	d	er
----	---	---	---	---	----



5.

th	or	n
----	----	---




6.

s	c	ar	f
---	---	----	---



7.

ch	i	ck	e	n
----	---	----	---	---



8.

b	a	s	k	e	t
---	---	---	---	---	---



9.

d	r	e	ss
---	---	---	----



10.

t	r	ai	n
---	---	----	---



11.

f	l	ow	er
---	---	----	----



12.

c	r	aw	l
---	---	----	---

Map a Word Activity Sheet



1.

--	--	--



2.

--	--	--



3.

--	--	--



4.

--	--	--	--	--



5.

--	--	--




6.

--	--	--	--



7.

--	--	--	--	--



8.

--	--	--	--	--	--



9.				
----	--	--	--	--



10.				
-----	--	--	--	--



11.				
-----	--	--	--	--



12.				
-----	--	--	--	--